



PARAMOUNT UNIFIED SCHOOL DISTRICT

OUR MISSION IS TO ENSURE LEARNING AND SUCCESS FOR EACH STUDENT BY PROVIDING A QUALITY EDUCATION.

2014-15 Parent Survey Results

David J. Verdugo, Ed.D, Co-Interim Superintendent

Delores Stephens, Co-Interim Superintendent

Deborah Stark, Ed.D, Assistant Superintendent


Randy Gray, Ed.D, Director Special Projects

Margarita Rodriguez, Coordinator of Assessment and Accountability

July 8, 2015

Purpose

- Share information on the results of the Title I Parent Survey
- Review highlights of the survey
- Outline next steps



Overview

- The Title I Parent Survey is given each year to parents of students in grades K-12.
- Surveys for 2014-15 were administered in April/May.
- Survey results inform PUSD of parents' needs and experiences at their child's school.

2014-15 Survey Format

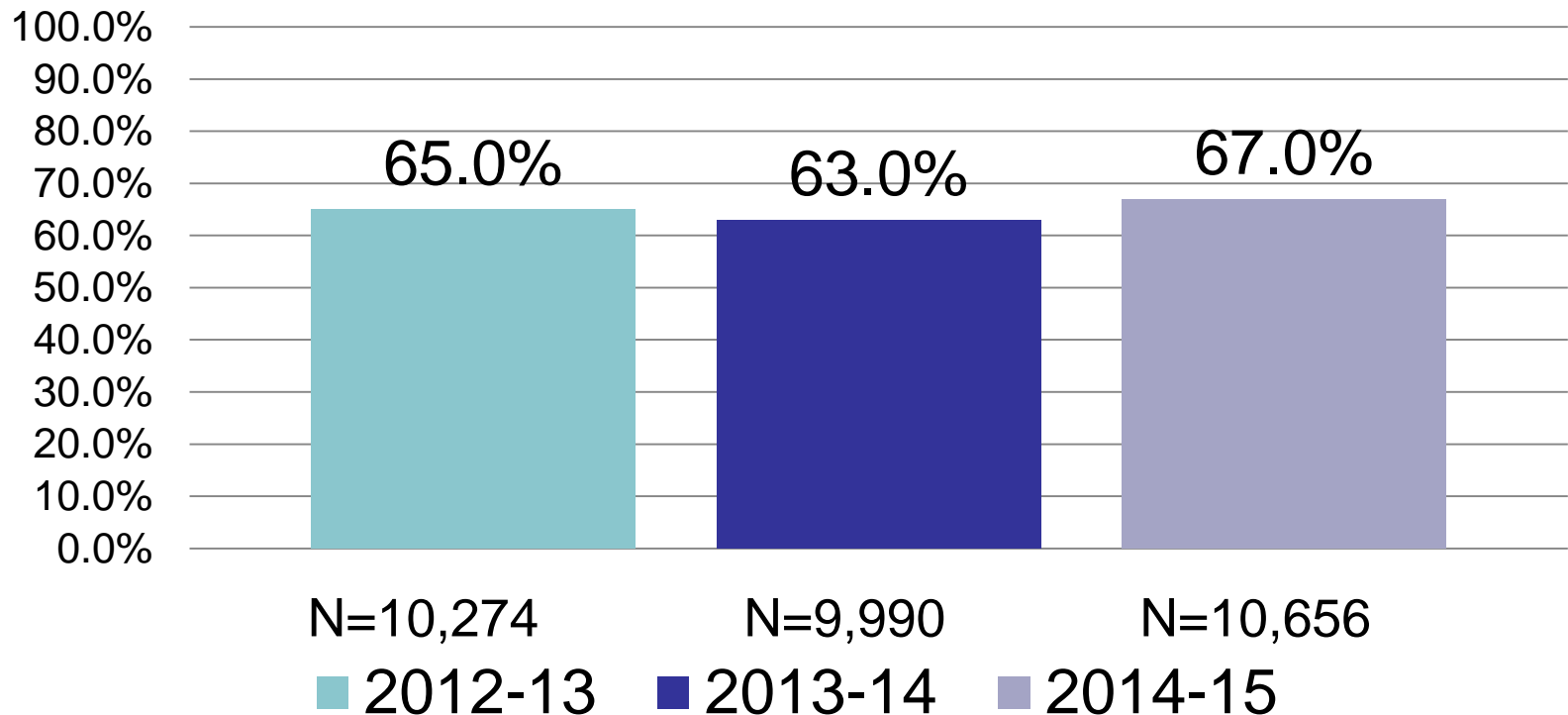
Beginning in 2014, the Title I Parent Survey components are aligned to the LCAP.

1. Engagement: Promotion of parent participation and sense of safety and school connectedness
2. Conditions of Learning: Access to courses, textbooks, and implementation of new state standards.
3. College and Career Readiness: PUSD's locally defined goal.

Participation Rates

The 68% return rate is a comparable rate to the last two years.

Title I Parent Survey Return Rates, 2013-15



1. Engagement

Parents continue to feel valued and welcomed at PUSD schools. More feel their child is safe at school.

	Yes	Strongly Agree/Agree	
	2013	2014	2015
My child feels safe at his or her school.	86.0%	86.3%	88.1%
I feel that I am welcome at the school at any time.	90.9%	89.4%	89.6%
I am a valued partner in my child's education.	90.1%	89.3%	89.8%

2. Conditions of Learning

More parents use PUSD websites, have access to technology and know about Common Core Standards implementation.

	Responded Yes		
	2014	2015	Change
I have accessed the school and/or District website at least once this year.	68.4%	72.0%	+ 3.7%
I have received information about the new Common Core Standards for education recently implemented in California.	80.4%	83.7%	+ 3.3%
My child has access to standards aligned textbooks and instructional materials.	96.4%	96.8%	+ 0.4%
My child has access to technology resources.	92.9%	94.4%	+ 1.5%
My child's school is in good repair.	94.2%	94.5%	+ 0.3%

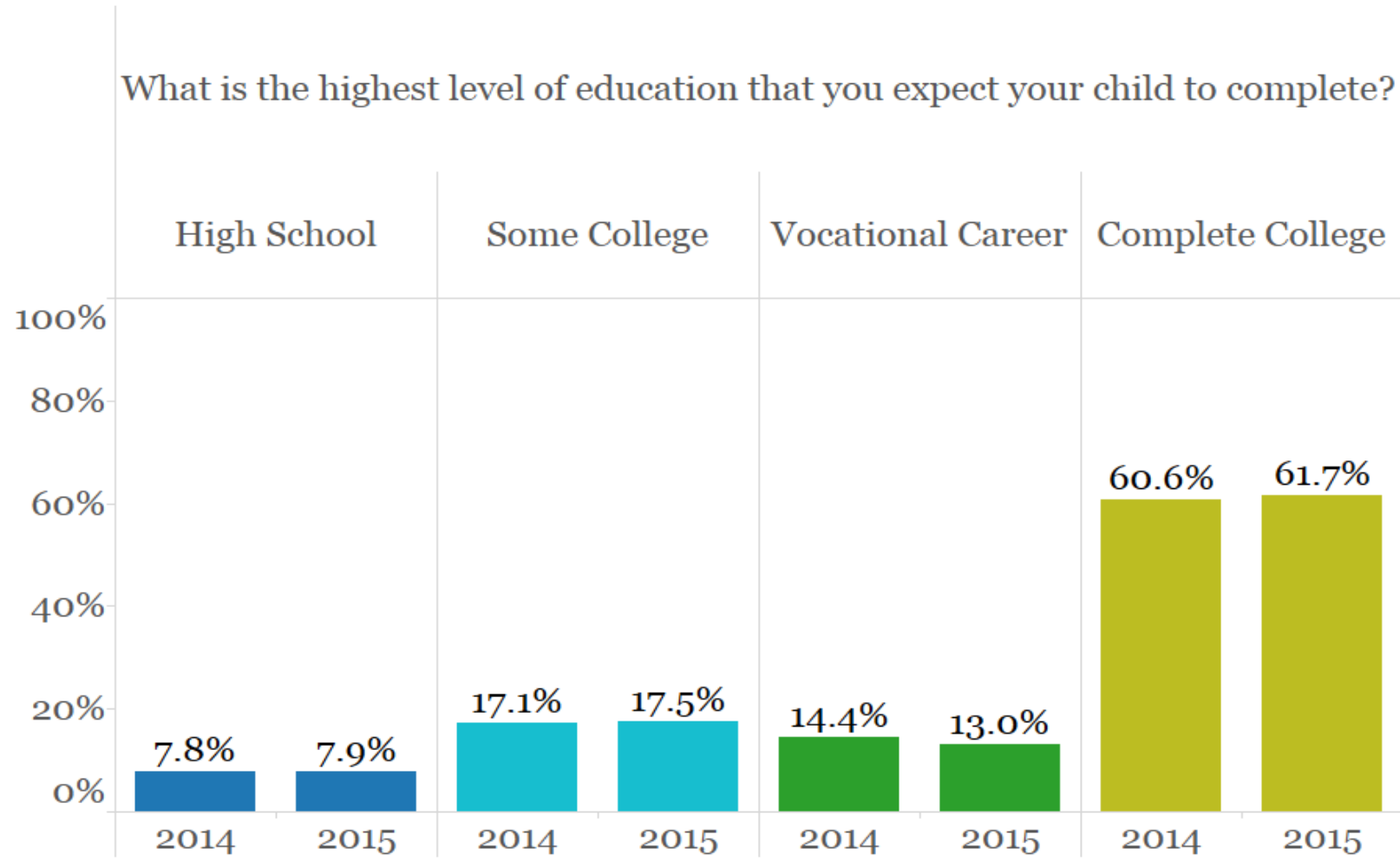
3. College and Career Readiness

More parents understand A-G courses required for college.

	Responded Yes		
	2014	2015	Change
I understand which A-G courses my student(s) need to take to get into college.	67.1%	68.8%	+1.7%
I understand which classes my student needs to take to graduate from high school.	78.1%	78.7%	+0.5%

3. College and Career Readiness

More parents expect their child to complete college.



Trends

- Parents report feeling welcomed, valued, and informed about their child's education.
- Parents report having the resources and information they need.
- Parents report increased awareness of Common Core State Standards and requirements for college.
- Parents' expectation that their child complete college increased from last year.

Next Steps

- Implement the College and Career Readiness Committee's Two Year Plan to Create a College Going Culture in PUSD. Work to increase the A-G completion rate to align with the 62% of parents who expect their child to complete college.
- Provide a Parent University to increase understanding of college readiness requirements including:
 - Workshops on college readiness and A-G requirements
 - Field trips to local colleges and universities
 - Information on applying for college and financial aid
- Provide college and career event information through print and digital newsletters.

Questions

